



Vishnu Kumar Kandasamy Eswaran

 vishnu.k.eswaran@gmail.com

 +48579115733

 [linkedin.com/in/vishnu-eswaran](https://www.linkedin.com/in/vishnu-eswaran)

Summary

Experienced Data Specialist with a demonstrated history of working in the FMCG industry. I am passionate about generating data-driven insights and solutions which inform decision-making and deliver tangible business impact.

- Tools which help me tell a compelling data story: Python(pandas, numpy, matplotlib, scikit learn, spyder, Jupyter Notebook environment), SQL, Power BI || Tableau

- Tools I am actively learning/perfecting: Alteryx, Tensorflow, Pytorch

Experience

Business Intelligence Analyst

Workday

Jul 2022 - Present (9 months)

Data Analyst

Philip Morris International

Apr 2022 - Jun 2022 (3 months)

Working in an Agile environment supporting multiple projects.

Creating Power BI projects for Operations for seamless and proactive monitoring which aims to minimize errors and downtimes.

Utilized the use of python and its libraries for the preparation and analysis of data

Working with SQL databases and other multiple data sources for error free reports

Reporting Specialist

JTI (Japan Tobacco International)

Mar 2021 - Mar 2022 (1 year 1 month)

Preparing monthly and quarterly updates analysis of Share of Market/Source of Business and competitor performance

Quarterly Latest Estimated updates

Supporting standardized market modeling according to the template

Support the One Data activities in extracting and analyzing the data and in insight generation

Business Analyst

Sitel Group

Sep 2019 - Aug 2021 (2 years)

Coordinated statistical data analysis, design, and information flow.

Built new dashboards and templates combining multiple data sources.

Support decision making through analytics and provide appropriate insights.

Proactively identify gaps and errors in data and reporting and work towards improving those areas.

Lead and participated in projects to automate existing processes.

Deliver ad hoc and scheduled reports to the clients in order to identify opportunities for improvements. Scheduling activities of a team composed of 60 persons Working with international teams based all over the worlds.



Digital product specialist

Sitel Group

May 2018 - Aug 2019 (1 year 4 months)

Personable and knowledgeable IT support technician assisting the UK and Irish customer with various hardware and software related issues.

Provided in-depth technical support to clients at a Tier 2 level.



Customer Service Representative

Sitel Group

Sep 2017 - May 2018 (9 months)

Resolve product or service problems by clarifying the customer's complaints.

Determining the cause of the problem, selecting and explaining the best solution to solve the problem.

Expediting correction or adjustment and following up to ensure resolution.

Education



IU International University of Applied Sciences

Master of Science - MS, Data Science

2021 - 2022



Warsaw University of Technology

Bachelor of Science - BS, Electric and hybrid vehicle engineering

2016 - 2020



PSG College of Technology

Diploma, Mechanical Engineering

2012 - 2015

Licenses & Certifications



Choosing a Data Platform: PostgreSQL, MySQL, Mongo, and Cloud - LinkedIn



Python for Data Science Essential Training Part 1 - LinkedIn



Statistics Foundations: The Basics - LinkedIn



Statistics Foundations: 2 - LinkedIn

 **Statistics Foundations: 3** - LinkedIn


 **Operational Excellence Foundations** - LinkedIn

 **Machine Learning with Python: Foundations** - LinkedIn


 **Power BI Essential Training** - LinkedIn

 **Power BI Data Modeling with DAX** - LinkedIn

 **Advanced Microsoft Power BI** - LinkedIn

 **Problem Solving (Basic)** - HackerRank
33bde5824bce

 **Problem Solving (Intermediate)** - HackerRank
cdb6d1eaa4a8

 **Python (Basic)** - HackerRank
d6d124dcaee

Skills

Agile Methodologies • Workday Integration • Workday Reporting • Workday • Machine Learning •
Data Visualization • Data Modeling • Data Analysis • Microsoft Power BI • Tableau